



**KENT**  
THE FLAME OF THE FUTURE

WOOD HEATING COLLECTION



There's nothing more comforting than sitting in front of a roaring wood fire and enjoying the warmth it brings to your home.

At Kent, we have designed a wide range of heaters to suit any space, style and budget to ensure your family is kept warm on even the coldest nights.

Sleek, modern design or rustic traditional charm – you'll find a Kent wood heater that's right for you

— up to —  
**10 YEAR**  
FIREBOX STRUCTURAL  
**WARRANTY**  
★ ★ ★ ★ ★



**3 speed fan control** helps boost heat. Available on all convection heaters



Firebox is lined with firebricks or SKAMOLEX™ to **insulate and enhance the fire**



**Self-cleaning large door glass** for an unobstructed view of your fire

**Kent heaters are more efficient than ever and better for you and the environment!**

Our range of heaters burn up to 3 times cleaner than the national standard for emissions of 1.5g/kg. Plus, the increased efficiency means your heater will burn less fuel to heat your home.

## Installation

We strongly recommend the use of a Maxiheat flue system and professional installation. Maxiheat flue systems are designed, tested and are in accordance with Australian Standard AS2918. It is important to check local regulations prior to installation as well as specifications provided in the instruction manual.





## Fairlight Freestanding


Heater: 465H x 981W x 496D mm  
Bench: 315H x 1190W x 496D mm  
Coverage: 300m<sup>2</sup>  
Peak Heat Output: 14.9kW  
Burn Time: up to 8.5 hours  
Efficiency: 67%  
Emissions: 0.7g/kg  
Maximum Log Size: 330-700mm  
Construction: 5mm with SKAMOLEX™ lining  
Firebox Size: 0.06m<sup>3</sup>  
Warranty: 10 Year Firebox

## Fairlight Insert

Coverage: 280m<sup>2</sup>  
Peak Heat Output: 10.9kW  
Burn Time: up to 8 hours  
Efficiency: 60%  
Emissions: 0.7g/kg  
Maximum Log Size: 330-700mm  
Construction: 5mm with SKAMOLEX™ lining  
Firebox Size: 0.06m<sup>3</sup>  
Warranty: 10 Year Firebox







Create a stunning centerpiece for your living space with the sleek, curved European inspired design of the Caliente.

*Firebox is lined with new SKAMOLEX™ – No need for Firebricks!*

*Built in log storage*

## Caliente

1102H x 608W x 449D mm  
Coverage: 180m<sup>2</sup>  
Peak Heat Output: 10.3kW  
Burn Time: up to 6 hours  
Efficiency: 73%  
Emissions: 1.1g/kg  
Maximum Log Size: 220mm - 290mm  
Construction: 5mm with SKAMOLEX™ lining  
Firebox Size: 0.03m<sup>3</sup>  
Warranty: 10 Year Firebox



## Geo

722H x 960W x 495D mm  
Perfect for medium sized spaces. The Kent Geo features modern landscape design with leg base and removable handle.

Coverage: 250m<sup>2</sup>  
Peak Heat Output: 14.3kW  
Burn Time: up to 7 hours  
Efficiency: 63%  
Emissions: 0.5g/kg  
Maximum Log Size: 330mm  
Construction: 5mm  
Firebox Size: 0.06m<sup>3</sup>  
Warranty: 10 Year Firebox



# Radiant Heaters



The radiant design of Classic 1000 allows heat to flow directly from the firebox making it perfect for open space areas.

## Classic 1000


660H x 700W x 560D mm  
Coverage: 150m<sup>2</sup>  
Peak Heat Output: 17.4kW  
Burn Time: up to 6 hours  
Efficiency: 73%  
Emissions: 2.5g/kg  
Maximum Log Size: 295mm  
Construction: 5mm  
Firebox Size: 0.06m<sup>3</sup>  
Warranty: 5 Year Firebox



## Jindabyne

Perfect for smaller spaces, the Jindabyne is rustic in design. The included trivet accessory is perfect for cooking soups and stews or boiling the kettle.

785H x 560W x 525D mm  
Coverage: 180m<sup>2</sup>  
Peak Heat Output: 13.3kW  
Burn Time: up to 7.5 hours  
Efficiency: 69%  
Emissions: 1.2g/kg  
Maximum Log Size: 370mm  
Construction: 6mm  
Firebox Size: 0.06m<sup>3</sup>  
Warranty: 10 Year Firebox



Radiant heaters simply radiate heat to surrounding objects, similar to a campfire, making them perfect for smaller spaces.

# Convection Heaters

## Somerset

Ideal for small to medium sized spaces. The variable speed electric fan is discreetly attached to the back of the heater.

750H x 620W x 445D mm  
Coverage: 200m<sup>2</sup>  
Peak Heat Output: 12.6kW  
Burn Time: up to 8 hours  
Efficiency: 68%  
Emissions: 2.4g/kg  
Maximum Log Size: 270mm  
Construction: 6mm  
Firebox Size: 0.04m<sup>3</sup>  
Warranty: 10 Year Firebox



## Country Classic

Traditional design with a large window area giving your room a greater ambient glow as the wood burns inside. The variable speed electric fan is discreetly attached to the back of the heater.

780H x 680W x 540D mm  
Coverage: 280m<sup>2</sup>  
Peak Heat Output: 15.1kW  
Burn Time: up to 8.5 hours  
Efficiency: 72%  
Emissions: 2.4g/kg  
Maximum Log Size: 370mm  
Construction: 6mm  
Firebox Size: 0.06m<sup>3</sup>  
Warranty: 10 Year Firebox





# Calisto Freestanding Heater

Striking in design with minimalist lines, the 'Calisto' series will add a touch of modern style to any home. This stunning range features some of the cleanest burning models on the market, burning up to 3 x cleaner than the national standard for emissions of 1.5g/kg

*Push button  
fan controls*

*Built  
in log  
storage*

## Calisto Small

886H x 609W x 508D mm  
Coverage: 200m<sup>2</sup>  
Peak Heat Output: 12kW  
Burn Time: up to 7 hours  
Efficiency: 69%  
Emissions: 0.7g/kg  
Maximum Log Size: 320mm  
Construction: 6mm  
Firebox Size: 0.04m<sup>3</sup>  
Warranty: 10 Year Firebox

## Calisto Medium

936H x 669W x 558D mm  
Coverage: 300m<sup>2</sup>  
Peak Heat Output: 12.3kW  
Burn Time: up to 8.5 hours  
Efficiency: 75%  
Emissions: 0.6g/kg  
Maximum Log Size: 370mm  
Construction: 6mm  
Firebox Size: 0.07m<sup>3</sup>  
Warranty: 10 Year Firebox

## Calisto Large

986H x 769W x 558D mm  
Coverage: 320m<sup>2</sup>  
Peak Heat Output: 16.6kW  
Burn Time: up to 9.5 hours  
Efficiency: 64%  
Emissions: 0.7g/kg  
Maximum Log Size: 370mm  
Construction: 6mm  
Firebox Size: 0.1m<sup>3</sup>  
Warranty: 10 Year Firebox



# Calisto Insert Heater



## Calisto Small Insert

**Coverage:** 180m<sup>2</sup>  
**Burn Time:** up to 6 hours  
**Efficiency:** Above 60%  
**Emissions:** Below 1.5g/kg  
**Maximum Log Size:** 320mm  
**Construction:** 6mm  
**Firebox Size:** 0.04m<sup>3</sup>  
**Warranty:** 10 Year Firebox  
*Zero Clearance compatible*

## Calisto Medium Insert

**Coverage:** 280m<sup>2</sup>  
**Burn Time:** up to 7.5 hours  
**Efficiency:** 62%  
**Emissions:** 0.9g/kg  
**Maximum Log Size:** 370mm  
**Construction:** 6mm  
**Firebox Size:** 0.09m<sup>3</sup>  
**Warranty:** 10 Year Firebox  
*Zero Clearance compatible*

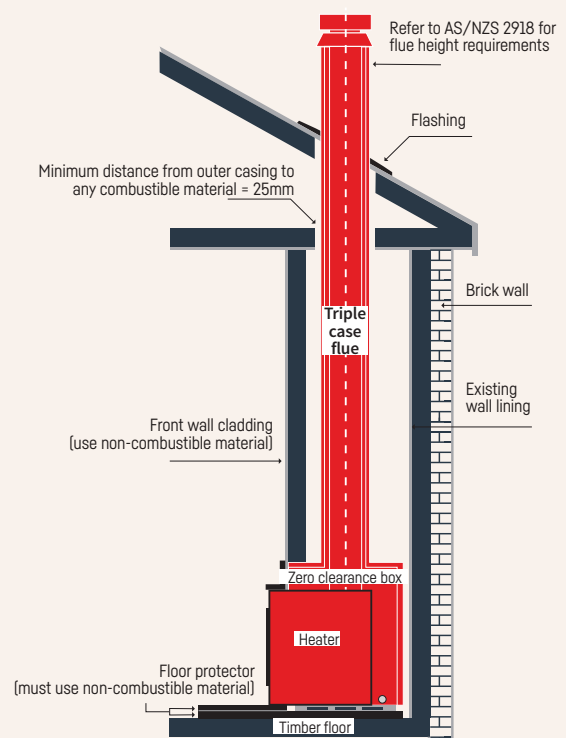
## Calisto Large Insert

**Coverage:** 300m<sup>2</sup>  
**Burn Time:** up to 8 hours  
**Efficiency:** Above 60%  
**Emissions:** Below 1.5g/kg  
**Maximum Log Size:** 370mm  
**Construction:** 6mm  
**Firebox Size:** 0.1m<sup>3</sup>  
**Warranty:** 10 Year Firebox  
*Zero Clearance compatible*

## Zero Clearance installation.

Transform a dull blank wall into a magnificent fireplace without major structural alterations or existing brick chimney. Simply purchase a Zero Clearance box (available separately) with any insert heater and enjoy the benefits of a built in fireplace without the extensive construction.

Air vents need openings of no less than 10,000mm<sup>2</sup> at the base and top of the zero clearance enclosure.



# Clearances

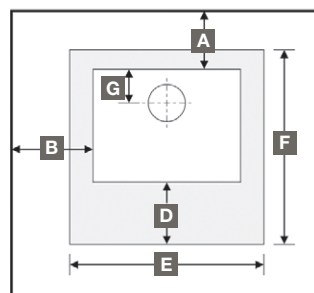
Freestanding Heaters		Rear Wall (mm)	Side Wall (mm)	Corners (mm)	Hearth Front (mm)	Hearth Min Dimensions		Rear to Flue Centre (mm)
		A	B	C	D	Width	Depth	G
FAIRLIGHT	Maxiheat Standard Metallic Black Default Flue Kit (double shields) Maxiheat Decromesh Default Flue Kit (inner & outer shields)	175 200	375 350	10	400	1150	900	179
CALIENTE	Maxiheat Standard Black Default Flue Kit (no shields) Maxiheat Standard Black Default Flue Kit (double shields)	250 75	425 400	275 100	300	800	900	224
GEO	Maxiheat Standard Black Default Flue Kit with double shields Maxiheat Decromesh Default Flue Kit (with inner and outer shield)	250 200	350	150	400	1220	1220	177
CLASSIC 1000	Maxiheat Standard Black Default Flue Kit Maxiheat Decromesh Default Flue Kit (with inner shield)	350 420	675 640	400	300	850	700	152
JINDABYNE	Maxiheat Standard Default Stainless Kit Maxiheat Standard Default Stainless Flue Kit with single shield Maxiheat Decromesh Default Flue Kit Maxiheat Standard Default Stainless Flue Kit with double shields	475 250 250 150	800	525	300	850	850	175
SOMERSET	Maxiheat Standard Default Stainless Kit Maxiheat Standard Default Stainless Flue Kit with single shield Maxiheat Decromesh Default Flue Kit Maxiheat Standard Default Stainless Flue Kit with double shields	425 175 175 100	400	225 175 175 175	300	850	750	175
COUNTRY CLASSIC	Maxiheat Standard Default Stainless Kit Maxiheat Standard Default Stainless Flue Kit with single shield Maxiheat Decromesh Default Flue Kit Maxiheat Standard Default Stainless Flue Kit with double shields	400 200 200 90	400	250 125 125 125	300	850	850	175
CALISTO SMALL	Maxiheat Decromesh Default Flue Kit	70	135	10	300	873	878	182
CALISTO MEDIUM	Maxiheat Decromesh Default Flue Kit	70	240	50	300	935	928	182
CALISTO LARGE	Maxiheat Decromesh Default Flue Kit	Refer to your Kent dealer for more information						

Refer to your local dealer for clearance information

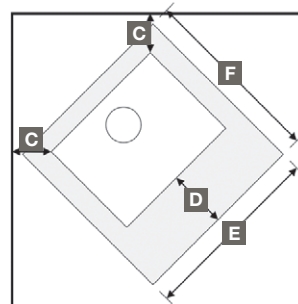
With all freestanding and inbuilt heaters, it is imperative to use a non-combustible hearth to protect your flooring and its surrounding area. We recommend following our minimum hearth clearance diagrams as outlined:

Refer to the product installation manual for final specifications.

STANDARD INSTALLATION



CORNER INSTALLATION



# Insert Dimensions

Insert Heaters	Fascia (mm)		Cabinet (mm)			Rear of Fascia to Centre Flue (mm)
	Height	Width	Height	Width	Depth	
CALISTO SMALL INSERT	696	761	625	580	416	268
CALISTO SMALL ZERO CLEARANCE	696	761	817	838	578	268
CALISTO MEDIUM INSERT	746	821	675	640	466	318
CALISTO MEDIUM ZERO CLEARANCE	746	821	817	838	578	318
CALISTO LARGE INSERT	796	921	725	740	466	318
CALISTO LARGE ZERO CLEARANCE	796	921	817	838	578	318
FAIRLIGHT INSERT ZERO CLEARANCE	626	1145	651	1071	550	292

Peak heat output and burn times may vary depending on fuel type, moisture content and loading. When installed, Kent wood heaters have been tested with Maxiheat flue systems and comply with the MOST RECENT Australian Standards ASNZS2918. Heating output may vary depending on climate conditions and house design.

All insert heaters must be installed in a full masonry cavity as per the MOST RECENT Australian Standards ASNZS2918. In general, no combustible material should be closer than 600mm above the hot air outlet or 300mm from the sides of the outer side of the heater box. Details provided in this brochure regarding the installation of a Zero Clearance system are for information purposes only and should not be relied upon as full installation instructions. Due to on-going product development, details and specifications for the wood heater collection may be subject to change without notice. Please check with your local retailer.

**YOUR KENT DEALER**



Kent wood heaters proudly support the activities of Landcare Australia through its membership of the AHHA

**KENT**  
THE FLAME OF THE FUTURE

Building A2, Campus Business Park  
350-374 Parramatta Rd, Homebush NSW 2140  
Ph 02 9735 4100 info@kentwoodheaters.com.au  
www.kentwoodheaters.com.au

FEBRUARY 2018