

The Saxon range is smarter and more efficient than ever.

With clever features and breakthrough technology, Saxon's modern design will compliment any contemporary style and still maintain the romantic charm wood heating brings to your home.



Built to last longer with 8mm thick firebox and tough ceramic glass door



The firebox doesn't need to be lined with firebricks. Less maintenance and no replacement costs



All Saxon wood heaters are fitted with a SKAMOLEX™ baffle, pushing the heat back into the fire for a cleaner, more efficient burn



The time-delay fan starts 20 minutes after the heater door is closed, ensuring only hot air is being amplified into the room

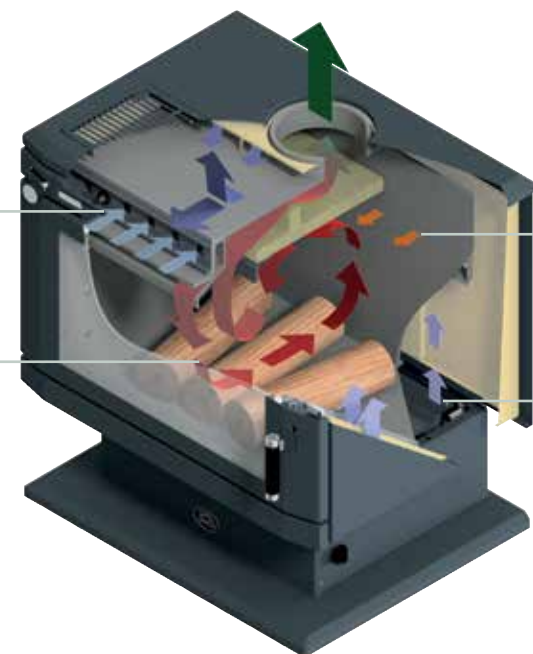


Modern design featuring a pull handle and silver accents

15 YEAR FIREBOX STRUCTURAL WARRANTY

One of the best warranties in the business, for peace of mind.

How the Saxon System Works



- Primary air from the room enters the firebox and into the air wash
- Pre-heated air travels through the air wash and across the door glass, keeping smoke away and the door glass clean

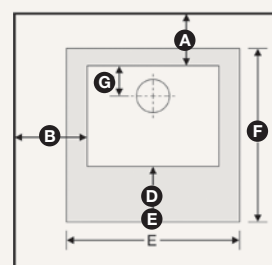
- Pre-heated secondary air is introduced to the fire, facilitating further combustion and fast ignition on reload for a cleaner burn
- Fan air is forced across the rear and top of the firebox to assist in pushing air away from the heater and into the room.

SPECIFICATIONS		Height (mm)	Width (mm)	Depth (mm)	
FREESTANDING	BLACKWOOD	730	700	535	Includes time delayed 3 speed fan
	ROSEWOOD	775	690	560	Includes time delayed 3 speed fan
	WALNUT	650	606	506	Includes time delayed 3 speed fan
	MAHOGANY (MKII)	820	780	600	Includes time delayed 3 speed fan
INSERT	FASCIA	708	930		
	CABINET	603	636	470	Includes time delayed 3 speed fan
BLACKWOOD INSERT		Rear of Fascia to flue Center = 324mm			
All insert heaters must be installed in a full masonry cavity and to AS-2918 Specifications In general - No combustible material should be closer than 600mm above the hot air outlet or 300mm from the sides of the outer side of the heater box.					
ZERO CLEARANCE	FASCIA	708	930		
	CABINET	817	838	578	
BLACKWOOD INBUILT		Rear of Fascia to flue Center = 324mm			Includes 3 speed fan

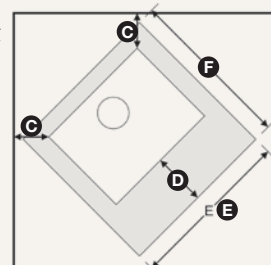
CLEARANCES		Rear Wall (mm)	Side Wall (mm)	Corner (mm)	Hearth Front (mm)	Hearth Min. Dimensions		Rear to Centre Flue (mm)	
		A	B	C	D	E	F	G	
FREESTANDING	BLACKWOOD	With Maxiheat Decromesh default flue kit Recommended Hearth MXTH12GRY2/BLK2	100	350	50	450	920	970	164
	ROSEWOOD	With Maxiheat Decromesh default flue kit Recommended Hearth MXTH12GRY2/BLK2	100	500	100	500	940	1040	174
	WALNUT	With Maxiheat Decromesh default flue kit Recommended Hearth MXTH1GRY2/BLK2	75	400	75	400	900	870	171
	MAHOGANY (MKII)	With Maxiheat Decromesh default flue kit Recommended Hearth MXTH12GRY2/BLK2	150	450	150	450	1000	1050	180

With all freestanding and inbuilt heaters, it is imperative to use a non-combustible hearth to protect your flooring and its surrounding area. We recommend following our minimum hearth clearance diagrams as outlined:
Refer to the product installation manual for final specifications.

STANDARD INSTALLATION



CORNER INSTALLATION



Your Saxon Dealer:



Saxon wood heaters proudly supports the activities of Landcare Australia through its membership of the AHHA

Saxon Wood Heaters. Building A2, Campus Business Park, 350-374 Parramatta Rd Homebush NSW 2140
www.saxonwoodheaters.com.au Phone (02) 9735 4100

JANUARY 2018



Smart innovation meets modern design
Introducing the Saxon range

WOOD HEATER COLLECTION



Environmentally Efficient

Our heaters, designed in Australia to burn hardwood, are tested to the most stringent of standards. The current joint Australian and New Zealand Standard 4013/4012 measure particulate emissions and efficiency and we are proud to say our heaters exceed the requirements of these standards.

MAHOGANY MKII

- Coverage: 350m²
- Peak Heat Output: 21.5kW
- Burn Time: up to 10 hours
- Efficiency: 64%
- Emissions: 1.4g/kg
- Maximum Log Size: 460mm
- Construction: 8mm
- Firebox Size: 0.1m³

Our largest and most powerful heater designed to warm an entire family home

Bay window design to enhance radiant heat

ROSEWOOD

- Coverage: 300m²
- Peak Heat Output: 19.1kW
- Burn Time: up to 8 hours
- Efficiency: 64%
- Emissions: 0.8g/kg
- Maximum Log Size: 410mm
- Construction: 8mm
- Firebox Size: 0.08m³

WALNUT

- Coverage: 200m²
- Peak Heat Output: 13.9kW
- Burn Time: up to 7 hours
- Efficiency: 69%
- Emissions: 0.7g/kg
- Maximum Log Size: 330mm
- Construction: 8mm
- Firebox Size: 0.05m³

Get an amazing view of the fire from anywhere in the room with the bay window

Updated design with new pull handle

BLACKWOOD INSERT

- Coverage: 280m²
- Peak Heat Output: 14.7kW
- Burn Time: up to 7.5 hours
- Efficiency: 62%
- Emissions: 0.5g/kg
- Maximum Log Size: 410mm
- Construction: 8mm
- Firebox Size: 0.08m³
- Zero clearance: Optional

Turn a boring blank wall into an amazing fireplace without any major re-construction or existing brick chimney. Simply purchase a Zero Clearance box (available separately) with the Saxon Blackwood insert and enjoy the benefits of a built in fireplace without the extensive renovation.

BLACKWOOD

- Coverage: 300m²
- Peak Heat Output: 15.5kW
- Burn Time: up to 8.5 hours
- Efficiency: 67%
- Emissions: 0.5g/kg
- Maximum Log Size: 410mm
- Construction: 8mm
- Firebox Size: 0.08m³

